

IBM Tivoli Directory Server - Availability Overview of the Year to Date

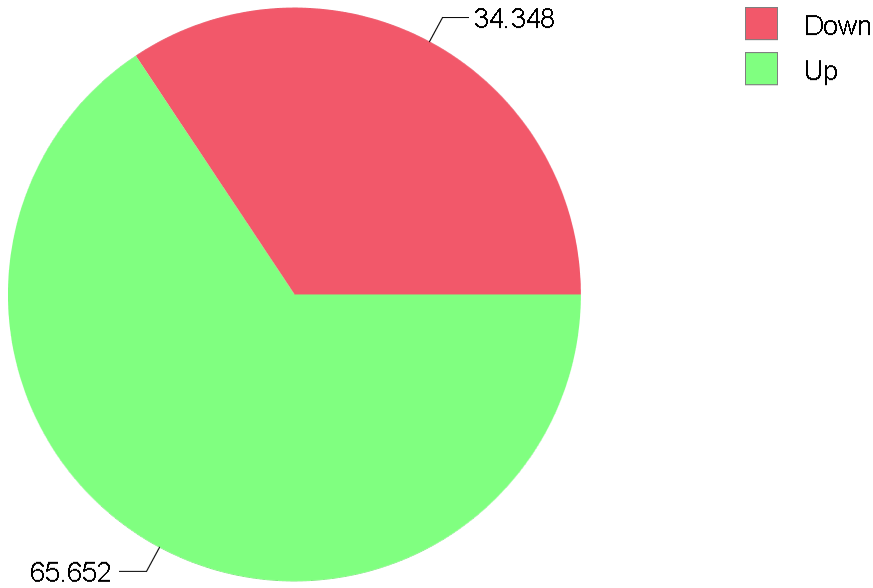
System Availability Overview Report Parameters

Report Period	Year to date		
Begin Date	Jan 1, 2009 12:00 AM	End Date	Aug 26, 2009 11:59 PM

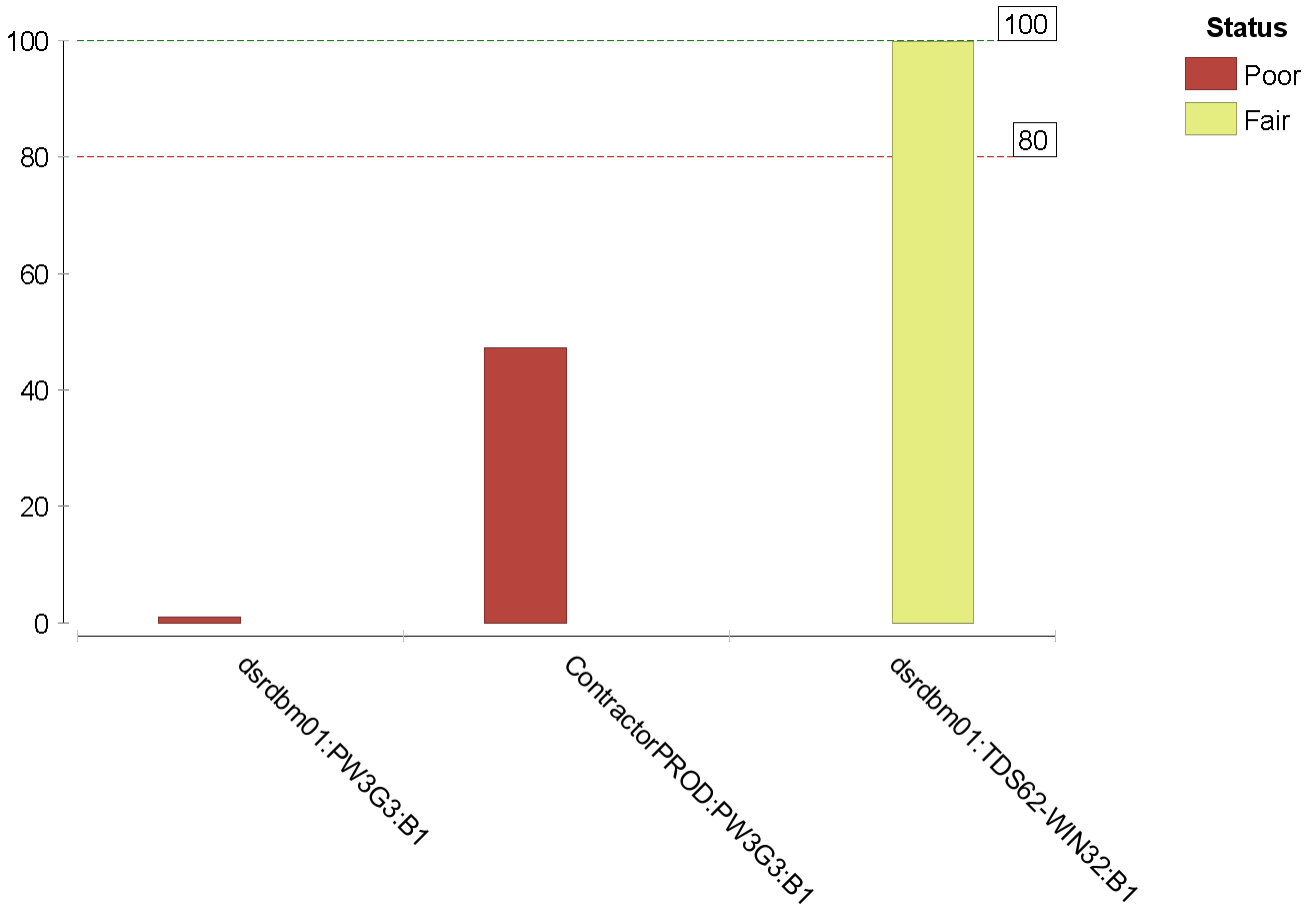
This report contains three separate charts and tables indicating the Availability of an IBM Tivoli Directory Server (ITDS) infrastructure.

- 1.) [Infrastructure Availability](#) - A pie chart displaying the composite availability of each monitored ibmslapd server instance in the ITDS infrastructure.
- 2.) [Top 10 Unavailable Servers](#) - A bar chart displaying the top 10 unavailable monitored ibmslapd server instances in the ITDS infrastructure.
- 3.) [Top 10 Available Servers](#) - A bar chart displaying the top 10 available ibmslapd server instances in the ITDS infrastructure.

ITDS Availability Overview Report Chart

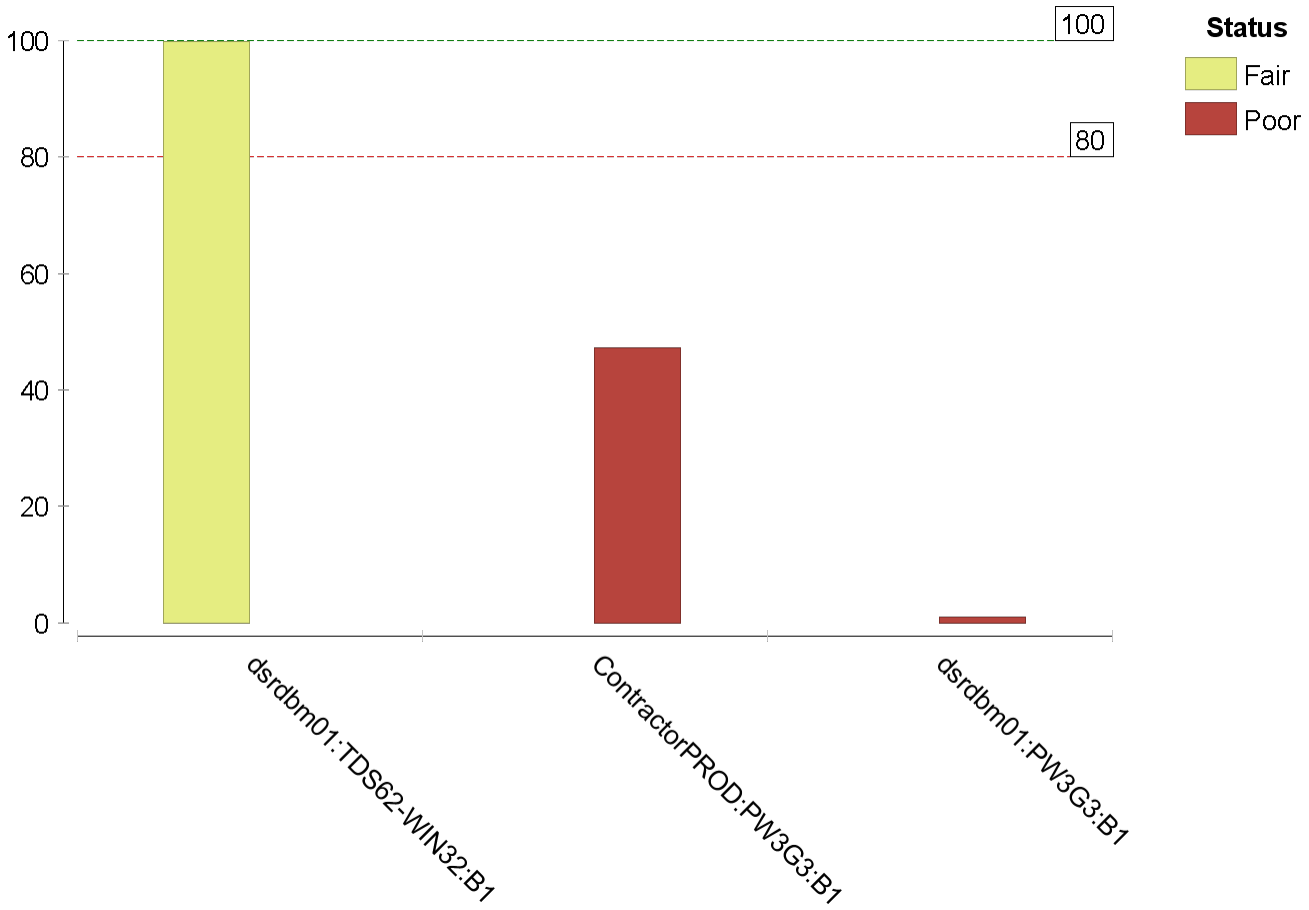





ITDS Availability Overview Top 10 Unavailable Chart



	Node	Availability
✖	dsrdbm01:PW3G3:B1	0
✖	ContractorPROD:PW3G3:B1	47.28370221327967806
⚠	dsrdbm01:TDS62-WIN32:B1	99.79919678714859437

ITDS Availability Overview Top 10 Available Chart



	Node	Availability
	dsrdbm01:TDS62-WIN32:B1	99.79919678714859437
	ContractorPROD:PW3G3:B1	47.28370221327967806
	dsrdbm01:PW3G3:B1	0