

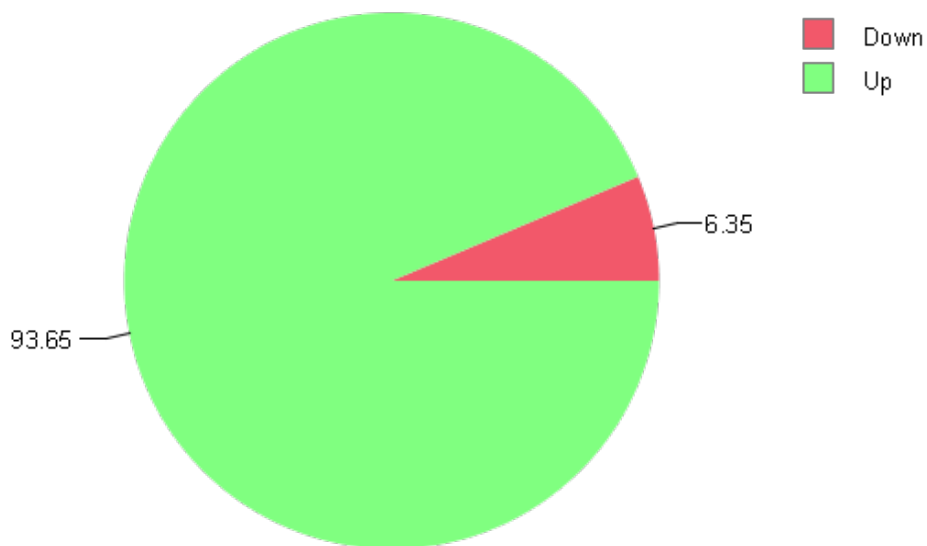


Ping Probe - Availability Overview of the Year to Date

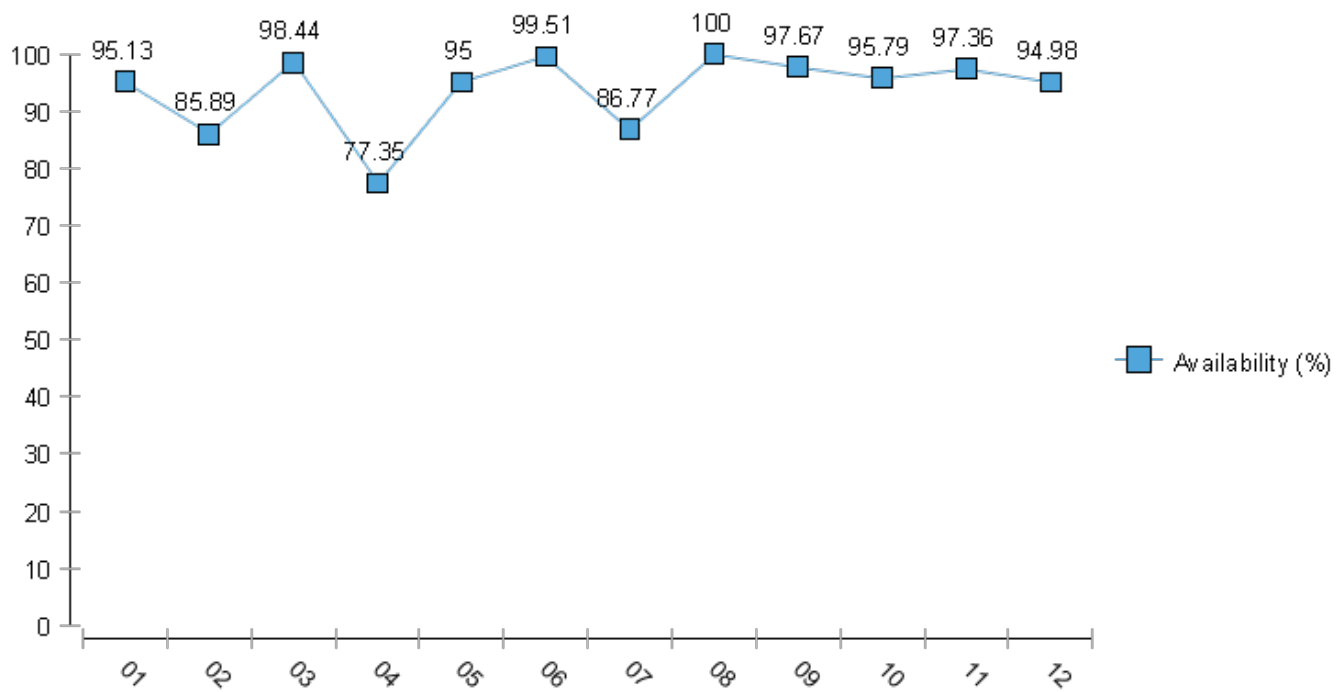
Infrastructure Availability Overview Report Parameters

Report Period	Year to Date	Node	WebServ:BlueMedora:XF
Begin Date	Jan 1, 2009 12:00 AM	End Date	Dec 25, 2009 11:59 PM

Availability in Percentage - Year to Date



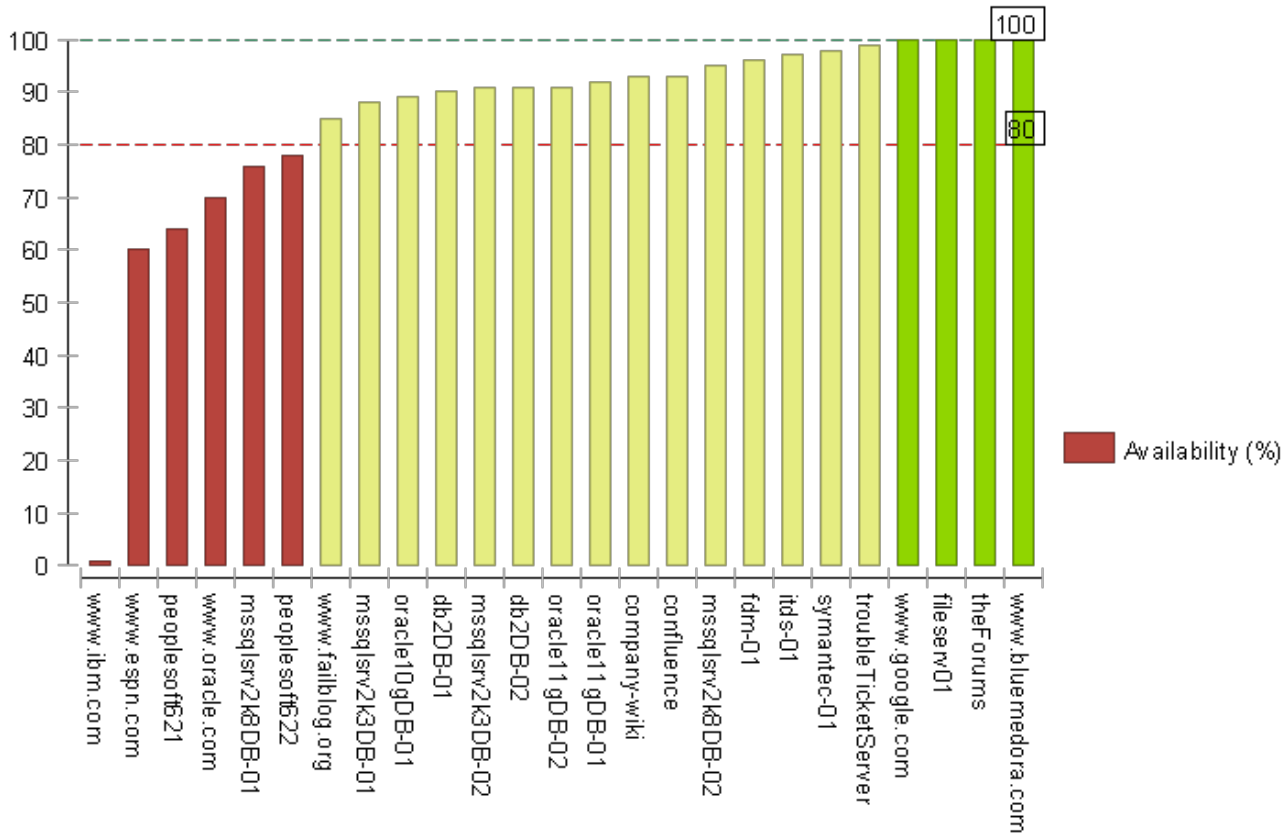
Availability Trend of the Year to Date



Aggregate Availability - Detailed Breakdown

Month	Availability (%)	Slow (%)
⚠️ 01	95.13	90.96
⚠️ 02	85.89	76.63
⚠️ 03	98.44	13.37
❌ 04	77.35	100
⚠️ 05	95	15.68
⚠️ 06	99.51	2.29
⚠️ 07	86.77	88.97
✅ 08	100	1.3
⚠️ 09	97.67	11.68
⚠️ 10	95.79	36.25
⚠️ 11	97.36	16.75
⚠️ 12	94.98	50.63

Top 25 Least Available Hosts



Top 25 Least Available Hosts - Detailed Breakdown

Host	IP Address	Availability (%)	Percent Slow
✘ www.ibm.com	129.42.56.216	0	0
✘ www.espn.com	199.181.132.250	60	100
✘ peoplesoft621	1.2.3.18	64	31
✘ www.oracle.com	141.146.9.91	70	100
✘ mssqlsrv2k8DB-01	1.2.3.11	76	64
✘ peoplesoft622	1.2.3.19	78	74
⚠ www.failblog.org	72.233.2.59	85	95
⚠ mssqlsrv2k3DB-01	1.2.3.9	88	31
⚠ oracle10gDB-01	1.2.3.13	89	85
⚠ db2DB-01	1.2.3.7	90	17
⚠ mssqlsrv2k3DB-02	1.2.3.10	91	24
⚠ db2DB-02	1.2.3.8	91	36
⚠ oracle11gDB-02	1.2.3.15	91	46
⚠ oracle11gDB-01	1.2.3.14	92	87
⚠ company-wiki	1.2.3.6	93	0
⚠ confluence	1.2.3.3	93	10
⚠ mssqlsrv2k8DB-02	1.2.3.12	95	45
⚠ fdm-01	1.2.3.17	96	45
⚠ itds-01	1.2.3.16	97	63
⚠ symantec-01	1.2.3.20	98	33
⚠ troubleTicketServer	1.2.3.4	99	0
✔ www.google.com	74.125.95.147	100	55

	fileserv01	1.2.3.1	100	1
	theForums	1.2.3.5	100	1
	www.bluededora.com	66.135.60.156	100	0

All Hosts Sampled - Detailed Breakdown

Host	IP Address	Availability (%)	Average Ping (ms.)	Slow (%)
company-wiki	1.2.3.6	93	4	0
confluence	1.2.3.3	93	10	10
db2DB-01	1.2.3.7	90	10	17
db2DB-02	1.2.3.8	91	15	36
fdm-01	1.2.3.17	96	43	45
fileserv01	1.2.3.1	100	3	1
fileserv02	1.2.3.2	100	1	0
itds-01	1.2.3.16	97	82	63
mssqlsrv2k3DB-01	1.2.3.9	88	22	31
mssqlsrv2k3DB-02	1.2.3.10	91	75	24
mssqlsrv2k8DB-01	1.2.3.11	76	63	64
mssqlsrv2k8DB-02	1.2.3.12	95	21	45
oracle10gDB-01	1.2.3.13	89	17	85
oracle11gDB-01	1.2.3.14	92	34	87
oracle11gDB-02	1.2.3.15	91	46	46
peoplesoft621	1.2.3.18	64	77	31
peoplesoft622	1.2.3.19	78	36	74
symantec-01	1.2.3.20	98	25	33
theForums	1.2.3.5	100	3	1
troubleTicketServer	1.2.3.4	99	2	0
www.bluededora.com	66.135.60.156	100	21	0
www.ibm.com	129.42.56.216	0	0	0
www.google.com	74.125.95.147	100	100	55
www.failblog.org	72.233.2.59	85	86	95
www.espn.com	199.181.132.250	60	111	100
www.oracle.com	141.146.9.91	70	200	100

This report shows the aggregate availability of all the node(s) specified by the user. A node is considered available or reachable if an ICMP ping is executed with a good status AND the time in milliseconds is less than the slow threshold.

December 25, 2009 11:36:47 AM EST

1 / 1